

Midland Independent School District
Early College High School
2017-2018 Campus Improvement Plan

Accountability Rating: Met Standard

Distinction Designations:
Academic Achievement in Mathematics
Top 25% Student Progress
Top 25% Closing Performance Gaps
Postsecondary Readiness

Mission Statement

In four years, all ECHS @ MC students will complete an individual learning path demonstrating commitment to self, peers and community, graduating with an associate's degree, prepared and admitted to a bachelor's degree program.

Vision

ECHS @ MC will create a culture that focuses on the following:

*core values of honesty, kindness, responsibility, integrity, desire and respect

*educational excellence for each student

*Strong Self Esteem and high personal expectations

Developing these skills is the corner stone of the education we offer. Students will have success for today and be prepared for tomorrow.

Value Statement

At ECHS @ MC we value Honesty, Kindness, responsibility, Integrity, desire and respect.

Table of Contents

Comprehensive Needs Assessment	4
Demographics	4
School Processes & Programs	7
Perceptions	8
Comprehensive Needs Assessment Data Documentation	9
Goals	10
Goal 1: The 4 year graduation rate will will be 100% for the graduation class of 2018	10
Goal 2: 100% of Midland ISD Instructional Expectations for 2017-2018 will be met.	12
Goal 3: 100% of 9th-12th Graders will show growth on Reading Comprehension.	15
Campus Education Improvement Committee	16

Comprehensive Needs Assessment

Demographics

Demographics Summary

62.26% Female

37.74% Male

73.87 Hispanic

2.26% Asisan

1.94% Black

.32% Native Hawaiian

Teacher Demographics:

Male: 23%

Female; 77%

White: 70%

Black: 5%

Hispanic: 25%

19.03% White

2.58% Two or More

.65% ESL

41.94% Low SES

9.68% GT

.65% Immigrant

.32% Migrant

2.58% Military Connected

.32% Foster Care

Demographics Strengths

This year we have 300 students where last year we had 311 students.

9th grade, 96 students

10th grade, 68 students

11th grade, 85 students

12th grade, 12 students

Mobility Rate: We have a small percentage of students that move to other campuses or out of district during the course of the school year.

100% of students who remain with us graduate from high school. Last year 90% of seniors graduated with an Associates Degree.

The district utilizes state indicators to determine if a student is at-risk.

We had 97% attendance rate last year with a small increase over the previous year.

The average class size is 25/1

90% of our graduates are accepted to 4year universities and say they are going to attend.

Problem Statements Identifying Demographics Needs

Problem Statement 1: The current percentage of at-risk compared to MISD attending ECHS@MC is 20% fewer students. **Root Cause:** Recruitment was not weighted to match district demographics.

School Processes & Programs

School Processes & Programs Summary

Instructional: We follow the MISD Instructional Plan utilizing Lead4ward, CIF, and Rounds

Personnel: We provide mentors/buddies for new staff to our campus and provide training specific to our campus.

School Processes & Programs Strengths

Strengths: Utilization of CIF, Lead4ward and Rounds.

Problem Statements Identifying School Processes & Programs Needs

Problem Statement 1: PLC's are currently a struggle for ECHS. **Root Cause:** Singleton Classes

Perceptions

Perceptions Summary

ECHS focuses on six core values of Responsibility, Kindness, Honesty, Integrity, Desire, Respect. It is posted in all classrooms and is part of our discipline process.

Perceptions Strengths

Strengths are the teaching and modeling of the core values.

Problem Statements Identifying Perceptions Needs

Problem Statement 1: Our staff interactions are not positive and tends to lean to the toxic. **Root Cause:** Work on transparency administration down.

Comprehensive Needs Assessment Data Documentation

The following data were used to verify the comprehensive needs assessment analysis:

Goals

Goal 1: The 4 year graduation rate will be 100% for the graduation class of 2018







Performance Objective 1: The percentage of first year freshmen leaving 9th grade with Algebra I credit will increase from 95% to 100% by the end of school year 2018..

Evaluation Data Source(s) 1: At least 95% of students will receive credit in the fall and intense intervention in the spring for credit recovery.

Final Credit of 100% passing will be awarded in the spring.

Summative Evaluation 1:

Strategy Description	Monitor	Strategy's Expected Result/Impact	Reviews			
			Formative			Summative
			Dec	Feb	Apr	June
1) 98% of students will meet or exceed their learning target goals each six weeks.	Renee Aldrin Crystal Jack Tammie Williams	Students and teacher will monitor progress and individualized interventions will occur based on progress data.				
2) Students not meeting or exceeding their target goals will be assigned mandatory tutorials.	Renee Aldrin Crystal Jack Tammie Williams	100% of students meeting or exceeding their target goals each six weeks.				


 = Accomplished
  = Continue/Modify
  = Considerable
  = Some Progress
  = No Progress
  = Discontinue

Goal 1: The 4 year graduation rate will be 100% for the graduation class of 2018

Performance Objective 2: The percentage of first year 9th grade students earning 6 or more credits will be 100% for the 2018 school year.

Evaluation Data Source(s) 2: IFV, campus and district assessments and STAAR Scores.

Summative Evaluation 2:

Strategy Description	Monitor	Strategy's Expected Result/Impact	Reviews			
			Formative			Summative
			Dec	Feb	Apr	June
1) 98% of students will meet or exceed their learning target goals each six weeks in all subjects.	Renee Aldrin Crystal Jack All 9th grade teachers	Students and teachers will monitor progress and individualized interventions will occur based on progress data.				
2) Students not meeting or exceeding their target goals will be assigned mandatory tutorials.	Renee Aldrin Crystal Jack All 9th grade teachers	100% of students meeting or exceeding their target goals each six weeks.				
						

Goal 2: 100% of Midland ISD Instructional Expectations for 2017-2018 will be met.


Performance Objective 1: The number ECHS students on track toward graduation will be 100%.

Evaluation Data Source(s) 1: 98% of students will receive credit for courses needed for graduation in the fall with credit recovery in the spring.

Final credit of 100% passing will be awarded in the spring.

Summative Evaluation 1:

Strategy Description	Monitor	Strategy's Expected Result/Impact	Reviews			
			Formative			Summative
			Dec	Feb	Apr	June
1) 98% of students will meet their grade tracking goals each six weeks in all subjects	All Teachers Renee Aldrin Crystal Jack	Students and teachers will monitor progress and individualized interventions will occur based on progress data.				
2) Students not meeting their tracking goals will be assigned Mandatory Tutorials.	All Teachers Renee Aldrin Crystal Jack	100% of students will meet their tracking goals.				



✔ = Accomplished
 ➔ = Continue/Modify
 ● = Considerable
 ● = Some Progress
 ● = No Progress
 ✘ = Discontinue

Goal 2: 100% of Midland ISD Instructional Expectations for 2017-2018 will be met.

Performance Objective 2: The attendance rate will increase from 97.4 to 98% for the 2018 school year.

Evaluation Data Source(s) 2: 6 weeks attendance rates will increase to 98%

Summative Evaluation 2:

Strategy Description	Monitor	Strategy's Expected Result/Impact	Reviews			
			Formative			Summative
			Dec	Feb	Apr	June
1) Monitor attendance and communicate immediately when barriers or concerns exists for students/families.	All Teachers Counselor Principal AP	98% attendance rate every six weeks				

Goal 2: 100% of Midland ISD Instructional Expectations for 2017-2018 will be met.

Performance Objective 3: STAAR - EOC performance will be at 100% approaches, 10% increase at meets and increase by 5% at the masters level.


Evaluation Data Source(s) 3: Meets:

Algebra 1: 96 % to 100%
 Biology: 93% to 100%
 English 1; 84% to 94%
 English II: 78% to 88%
 US History: 98% to 100%

Increase Master Level:

Algebra 1 from 56% to 61%
 Biology from 34% to 39%
 English 1 from 22 % to 27%
 English 2 from 12 to 17%
 US History from 68% to 73%.

Summative Evaluation 3:

Strategy Description	Monitor	Strategy's Expected Result/Impact	Reviews			
			Formative			Summative
			Dec	Feb	Apr	June
1) Provide Saturday Tutorials in the spring.	Tested subject Teachers Principal AP	Increase of 10% on EOC STAAR Performance				
2) Utilizing District Benchmarks identify students by quintiles and provide intervention.	Teachers Principal AP	Increase EOC STAAR Performance by 10%.				
						

Goal 3: 100% of 9th-12th Graders will show growth on Reading Comprehension.

Performance Objective 1: ECHS Math teachers will implement a 4 step process for literacy in math.

Evaluation Data Source(s) 1: formative and summative evaluations, Student Tracking Records

Summative Evaluation 1:

Goal 3: 100% of 9th-12th Graders will show growth on Reading Comprehension.

Performance Objective 2: ECHS SoSt Teachers will introduce students to at least 3 Primary Source and non-fiction articles per Unit of Study and document Analysis Process adopted in conjunction with Midland college Social Studies Department.

Evaluation Data Source(s) 2: Essays and Summative Assessment. Student Tracking Records

Summative Evaluation 2:

Goal 3: 100% of 9th-12th Graders will show growth on Reading Comprehension.

Performance Objective 3: ECHS Support teachers will develop foundational skills focusing on pre-reading strategies, identifying key information and supporting details, and how to utilize reading strategies during reading.

Evaluation Data Source(s) 3: Formative Assessments and College Grades, Student Tracking Records.

Summative Evaluation 3:

Goal 3: 100% of 9th-12th Graders will show growth on Reading Comprehension.

Performance Objective 4: ECHS Science Teachers will use guided and open-ended inquiry to actively engage all students, apply reading comprehension strategies (summarization, questioning, prior knowledge, graphic organizers) to informational passages

Evaluation Data Source(s) 4: Formative and Summative Assessments, Student Tracking Records

Summative Evaluation 4:

Campus Education Improvement Committee

Committee Role	Name	Position
Administrator	Renee Aldrin	Principal
Assistant Principal	Crystal Jack	AP
Counselor	Medina Meagan	Counselor
Classroom Teacher	Kelli Laughlin	
Classroom Teacher	Tamara Thompson	
Classroom Teacher	Fraron Holik	
Classroom Teacher	Christian Berardi	
Business Representative	Cynthia Gonzales	
Parent	Albert Gonzales	