

Midland Independent School District
Santa Rita Elementary
2016-2017 Campus Improvement Plan

Accountability Rating: Met Standard



Mission Statement

In preparation for the challenges of a diverse and ever-changing society, Santa Rita will empower every child to maximize their potential to be a life-long learner.

Vision

Santa Rita staff will educate the future by maximizing the potential of every student.

MOTTO: Every student matters. Every moment counts.

Table of Contents

Comprehensive Needs Assessment	4
Demographics	4
Student Achievement	5
School Culture and Climate	6
Staff Quality, Recruitment, and Retention	7
Curriculum, Instruction, and Assessment	8
Family and Community Involvement	9
School Context and Organization	10
Technology	11
Comprehensive Needs Assessment Data Documentation	12
Goals	14
Goal 1: Santa Rita will increase performance of all students.	14
Goal 2: Santa Rita will close the achievement gap between all student groups.	20
Goal 3: Santa Rita will ensure a safe and welcoming environment.	23
Federal System Safeguard Strategies	26
2016-2017 Campus Education Improvement Committee	27
Campus Funding Summary	28

Comprehensive Needs Assessment

Demographics

Demographics Summary

Santa Rita is an elementary school located in the northern area of Midland and currently serves 530 students in grades K-6th. The number of students for each ethnicity group are as follows: Hispanic 51%, White 42%, African-American 5%, and Other 2%. The percentage of Economically Disadvantaged students was 26%, and 33 students qualified as LEP (ESL or Parent Denials). Santa Rita also serves students with special needs in 2 Life Skills classes. The campus has a full-time Speech Therapist, Counselor, Resource Teacher, and will add a Reading Interventionist in the 2016-17 school year. A Dyslexia Therapist and ESL Teacher serve the campus part-time.

Demographics Strengths

There is a growing diversity within the student population at Santa Rita. The number of students who are classified as LEP has tripled within the past three school years.

Demographics Needs

There is still a gap in the achievement of our subgroups, especially in the areas of math and reading. Teachers and staff need a better understanding of how to effectively address the challenges that students from poverty present, while still challenging the learning progress of students who are on or above grade level. The ethnicity of the Santa Rita staff does not mirror the ethnicity of the students so it is important that all staff be able to recognize and understand cultural differences, eliminate biases and develop strong relationships with Santa Rita students.

Student Achievement

Student Achievement Summary

In reviewing assessment data, there continues to be a gap in all subject areas in the achievement of the Economically Disadvantaged students versus the non Economically Disadvantaged students on STAAR. This gap is also seen in the performance of our Hispanic and African American students compared to White students. Rigor needs to be increased for all students to meet the requirements for success on STAAR.

Student Achievement Strengths

Santa Rita teachers utilized various data resources to track student progress. Student reading levels, beginning with primary grades, continues to be a focus for the campus. Students were given lesson objectives and products prior to whole group instruction in core subjects which provided a direction for their learning. Fourth grade writing scores decreased from 84% to 71% this school year, but Science scores increased from 62% to 82% and System Safeguards for Hispanic students in this area were improved to meet standard. Reading scores increased from 79% to 80% as a campus.

Student Achievement Needs

Based upon campus data and STAAR results, these areas of need are identified and listed in priority order:

- Close the achievement gap between targeted sub groups.
- Add at least one year's worth growth to all students as measured through progress standards.
- Student reading levels, beginning with primary grades, need to be increased so that every student is reading at or above grade level.
- STAAR Math scores need to increase.

School Culture and Climate

School Culture and Climate Summary

Safety is a priority at Santa Rita. Changes are made regularly to improve student safety. The campus staff continued the implementation of CHAMPS for the 3rd year, which is the district tool for classroom management. Grade level teams also supplement the use of CHAMPS with other tools to reward students for desired behaviors (point systems, Class Dojo, sticker charts, etc.).

School Culture and Climate Strengths

The staff will receive CHAMPS training and implement the strategies as part of a district-wide initiative. Santa Rita has a core group of teachers that are experts in dealing with student behavior. The expertise of these teachers needs to be utilized to share strategies in reaching struggling students, as well as in making good instructional decisions.

School Culture and Climate Needs

Parent and student feedback indicate students could be challenged more in school. Both parents and students indicated they felt school was safe and students had an adult that they could go to for help.

Staff Quality, Recruitment, and Retention

Staff Quality, Recruitment, and Retention Summary

Santa Rita staff added 1 class for 3rd grade for 2016-17. New staff members include 8 certified teachers including a Reading Interventionist and 4 paraprofessionals. Santa Rita includes 28 classrooms with PE, Music/Art, ESL, Dyslexia, Reading Intervention as pull-out services.

Staff Quality, Recruitment, and Retention Strengths

There is at least one experienced lead teacher per grade level that is returning from last year. All 1st year teachers are assigned a mentor to support them through the 1st year. Team building activities were incorporated throughout the school year in order to support a more cohesive team.

Staff Quality, Recruitment, and Retention Needs

Class sizes have increased due to budget constraints.

Curriculum, Instruction, and Assessment

Curriculum, Instruction, and Assessment Summary

Teachers utilized district assigned curriculum to plan for classroom instruction. Students were assessed using district Unit assessments in the areas of Reading, Writing, Math and Science. When planning for instruction, teachers in grades K-5 used Envision for Math instruction, while teachers in grade 6 used the curriculum aligned with secondary schools - SpringBoard. The science curriculum, Fusion, as well as the writing curriculum, the Writing Academy, was implemented for the 2nd year campus-wide. Teachers also utilized reading lessons that were provided by district coaches and accessed through our district website.

Curriculum, Instruction, and Assessment Strengths

According to 2016 STAAR results, Santa Rita students met all Index requirements and achieved Met Standards.

Curriculum, Instruction, and Assessment Needs

Scores from 2016 STAAR Accountability Measures indicate Santa Rita students need more support in reaching progress measure standards in Reading and Math (Index 2).

Family and Community Involvement

Family and Community Involvement Summary

Santa Rita has a very active PTA that provides support through fundraising, Room Moms, Book Fairs, Parent support programs, and community service projects. We have many community organizations that provide educational presentations such as: PDAP, Life Center, Rape Crisis Center, Safe Place, Rays of Hope. The Rotary Club gives dictionaries to 3rd grade students. Wells Fargo, Midland Need to Read and the Rotary Club present a book to each 1st grade student.

Family and Community Involvement Strengths

Santa Rita events such as Family Fun Night and Family Dance Night have a large number of attendees. The campus PTA is very active and provides a great deal of support for the staff and students.

Family and Community Involvement Needs

More community involvement is needed at Santa Rita. School events that address academic information are not as widely attended by Santa Rita families.

School Context and Organization

School Context and Organization Summary

Classroom schedules reflect all instructional time is being utilized allowing student learning to occur. Schedules are made using the district-required minutes for each content area as well as federal requirements for Physical Education.

School Context and Organization Strengths

The campus site-based decision-making team met regularly to assess campus needs and determine improvements necessary for the campus.

School Context and Organization Needs

Collaborative efforts will be determined and put into place in order to strengthen communication and trust between all Santa Rita staff members. Time for teacher collaboration with campus administrators is needed in order for all staff to keep abreast of students' progress and needs. The Professional Learning Community model will be utilized in order to ensure teachers capacity is increasing to improve student achievement.

Technology

Technology Summary

Santa Rita benefitted from the district's technology bond funds during the 2013-14 school year. All classrooms were equipped with positional Smart Boards, document cameras, projectors, and additional student computers. Students in 3rd-6th grades received Learn Pads and all teachers received Ipads. The campus also became WiFi equipped.

Technology Strengths

Santa Rita has a computer lab and an additional lap top cart that holds 30 computers for teacher/student use.

PTA purchased 54 Chromebooks during the 2015-16 school year for 6th gr to utilize.

Teachers report their knowledge and ability to incorporate technology into classroom instruction is increasing. Additional training may be accessed through the district website's on-line tutorials or technology classes.

Technology Needs

Counselor's classroom and the campus library are in need of some additional technology to utilize for instruction: Smart Board, projector, document camera.

Sixth Grade lacks more Chromebooks in order to meet grade level numbers/needs.

Comprehensive Needs Assessment Data Documentation

The following data were used to verify the comprehensive needs assessment analysis:

Improvement Planning Data

- District goals
- Campus goals
- Current and/or prior year(s) campus and/or district improvement plans
- Campus and/or district planning and decision making committee(s) meeting data
- State and federal planning requirements

Accountability Data

- Texas Academic Performance Report (TAPR) data
- Performance Index Framework Data: Index 1 - Student Achievement
- Performance Index Framework Data: Index 2 - Student Progress
- Performance Index Framework Data: Index 3 - Closing Performance Gaps
- Performance Index Framework Data: Index 4 - Postsecondary Readiness
- System Safeguards and Texas Accountability Intervention System (TAIS) data
- Critical Success Factor(s) data
- Accountability Distinction Designations
- Federal Report Card Data
- PBMAS data
- Community and student engagement rating data

Student Data: Assessments

- State and federally required assessment information (e.g. curriculum, eligibility, format, standards, accommodations, TEA information)
- State of Texas Assessments of Academic Readiness (STAAR) current and longitudinal results, including all versions
- STAAR ELL Progress Measure data
- Texas English Language Proficiency Assessment System (TELPAS) results
- Texas Primary Reading Inventory (TPRI), Tejas LEE, or other alternate early reading assessment results
- Student Success Initiative (SSI) data for Grades 5 and 8
- SSI: Istation Indicators of Progress (ISIP) accelerated reading assessment data for Grades 3-5 (TEA approved statewide license)
- Local diagnostic reading assessment data
- Local diagnostic math assessment data
- Local benchmark or common assessments data

Student Data: Student Groups

- Race and ethnicity data, including number of students, academic achievement, discipline, attendance, and rates of progress between groups

- Economically Disadvantaged / Non-economically disadvantaged performance and participation data
- Special education population, including performance, discipline, attendance, and mobility
- At-Risk population, including performance, discipline, attendance and mobility
- ELL or LEP data, including academic achievement, support and accommodation needs, race, ethnicity, gender, etc
- Section 504 data
- Homeless data
- Dyslexia Data
- Response to Intervention (RtI) student achievement data

Student Data: Behavior and Other Indicators

- Attendance data
- Discipline records
- Student surveys and/or other feedback

Employee Data

- Professional Learning Communities (PLC) data
- Staff surveys and/or other feedback
- Campus leadership data
- Campus department and/or faculty meeting discussions and data
- PDAS and/or T-TESS

Parent/Community Data

- Parent surveys and/or other feedback
- Parent Involvement Rate
- Community surveys and/or other feedback

Support Systems and Other Data

- Budgets/entitlements and expenditures data

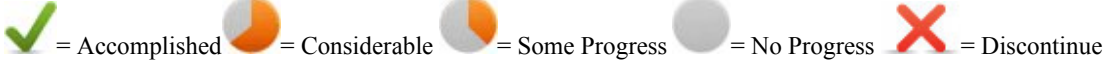
Goals

Goal 1: Santa Rita will increase performance of all students.

Performance Objective 1: We will increase STAAR Level 2 Satisfactory Performance, Progress Measure and Level 3 Advance Performance by 10% according to 2016-17 STAAR results.

Evaluation Data Source(s) 1: Data from district assessments, iStation, STAR Math, STAAR, Fountas & Pinnell, and teacher observations/formative assessments

Summative Evaluation 1:


Strategy Description	Staff Responsible for Monitoring	Evidence that Demonstrates Success	Reviews			
			Formative			Summative
			Dec	Feb	Apr	June
Federal System Safeguard Strategy 1) Professional Learning from Lead4ward and the District Curriculum Management Plan will support teacher lesson planning and classroom instruction.	Teachers, Campus Administrators	Improved student learning as evidence through district assessments,				
Funding Sources: 199 Local						
Federal System Safeguard Strategy 2) Santa Rita teachers will prepare lessons for classroom instruction using the scope & sequence provided by the Teaching & Learning Staff.	Campus Administrators, Teachers	Increased performance on district created benchmark assessments aligned to the Scope & Sequence				
Funding Sources: 199 Local						
						

Goal 1: Santa Rita will increase performance of all students.

Performance Objective 2: 100% of Santa Rita classroom teachers and students will utilize campus technology on a weekly basis to increase student technology proficiency and enhance student learning.

Evaluation Data Source(s) 2: Classroom walkthroughs, lesson plans, student feedback

Summative Evaluation 2:


Strategy Description	Staff Responsible for Monitoring	Evidence that Demonstrates Success	Reviews			
			Formative			Summative
			Dec	Feb	Apr	June
Federal System Safeguard Strategy 1) Students will utilize classroom computers, smartboards, LearnPads, or Chrome Books throughout classroom instruction.	Campus Administrators, Teachers Funding Sources: 199 Local	Classroom walkthroughs, lesson plans, student feedback				
						

Goal 1: Santa Rita will increase performance of all students.

Performance Objective 3: 100% of Santa Rita students will be involved in moderate to vigorous physical activity on a weekly basis to support high academic achievement and physical well-being.

Evaluation Data Source(s) 3: Fitnessgram, walkthroughs, student feedback

Summative Evaluation 3:


Strategy Description	Staff Responsible for Monitoring	Evidence that Demonstrates Success	Reviews			
			Formative			Summative
			Dec	Feb	Apr	June
1) Students will participate in moderate to vigorous physical exercise during Physical Education classes for 135 minutes per week.	Campus Administrators, PE Teachers	Fitnessgram results, lesson plans, classroom walkthroughs				
Funding Sources: 199 Local						
2) Students will participate in special campus nights to promote physical activity and healthy eating.	Campus Administrators, PE Teachers	Parents sign in sheets				
Funding Sources: 199 Local, Donations						
						

Goal 1: Santa Rita will increase performance of all students.

Performance Objective 4: 100% of Santa Rita teachers will meet state requirements for State Certification as outlined by the Texas Education Agency by the beginning of the 2016-17 school year.

Evaluation Data Source(s) 4: Principal Attestation report

Summative Evaluation 4:


Strategy Description	Staff Responsible for Monitoring	Evidence that Demonstrates Success	Reviews			
			Formative			Summative
			Dec	Feb	Apr	June
1) All Santa Rita instructional staff will participate in at least 12 hours of professional growth from June 2016 to May 2017.	Campus Administrators, Teachers	Eduphoria PD reports				
Funding Sources: 199 Local						
2) Teacher Mentors/Leaders will be utilized in providing Professional Learning to all teachers, particularly those seeking Alternative Teaching Certification.	Campus Administrators, Teachers	Student performance, walkthroughs, meeting/training agendas				
Funding Sources: 199 Local						
3) Santa Rita will recruit, develop and support highly motivated staff members who maximize student success.	Campus Administrators, Teachers	Certification Review, formal observations, walkthroughs				
Funding Sources: 199 Local						
						

Goal 1: Santa Rita will increase performance of all students.

Performance Objective 5: 83% of K-2 Students will meet or exceed Early Reading Indicator according to 2016-17 EOY iStation results.

Evaluation Data Source(s) 5: iStation data, F & P data

Summative Evaluation 5:


Strategy Description	Staff Responsible for Monitoring	Evidence that Demonstrates Success	Reviews			
			Formative			Summative
			Dec	Feb	Apr	June
1) K-2 Teachers will be trained and utilize iStation data and resources in order to improve student achievement.	Campus Administrators, Teachers	monthly iStation reports				
Funding Sources: 199 Local						
2) Students will receive iStation support according to the following weekly schedule: Tier I-30 min Tier II-60 min Tier III-90 min	Campus Administrators, Teachers	iStation reports				
Funding Sources: 199 Local						
3) Campus Reading Interventionist will support struggling students through additional small group instruction.	Campus Administrators, Teachers, Campus Reading Interventionist	iStation reports, Running Records, F&P reports				
						

Goal 1: Santa Rita will increase performance of all students.

Performance Objective 6: Santa Rita will meet each Index Requirement according to the state accountability system for 2016-17.

Evaluation Data Source(s) 6: STAAR results, School Report Card

Summative Evaluation 6:

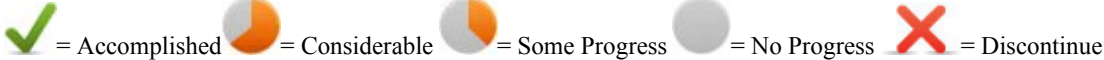
Strategy Description	Staff Responsible for Monitoring	Evidence that Demonstrates Success	Reviews			
			Formative			Summative
			Dec	Feb	Apr	June
Federal System Safeguard Strategy 1) Santa Rita teachers will collaborate in grade level meetings and PLCs to ensure delivery of a guaranteed and viable curriculum for all students.	Campus Administrators, Teachers	Increased performance on district created benchmark assessments aligned to the Scope & Sequence				
Funding Sources: 199 Local						
Federal System Safeguard Strategy 2) Santa Rita students will set learning goals in core subjects as age-appropriate in order to track their learning.	Campus Administrators, Teachers	Increased performance on district benchmark assessments, increased percentage of each quintile group on benchmark assessments				
Funding Sources: 199 Local						
						

Goal 2: Santa Rita will close the achievement gap between all student groups.

Performance Objective 1: All students in special population groups (Parent Denials, ELLs, Economically Disadvantaged, Hispanic) will demonstrate a minimum increase of one year's worth of growth academically according to 2016-17 TELPAS/STAAR Progress Measures.

Evaluation Data Source(s) 1: TELPAS, STAAR Progress Measures

Summative Evaluation 1:


Strategy Description	Staff Responsible for Monitoring	Evidence that Demonstrates Success	Reviews			
			Formative			Summative
			Dec	Feb	Apr	June
1) All teachers with ELLs and monitor students will be trained on the ELPS and the PLDs in order to support English language proficiency growth.	Campus Administrators, Teachers	Increased English language proficiency for all ELL students as measured by TELPAS				
Funding Sources: 199 Local						
2) LPAC requirements will be followed and students will be identified for the appropriate program (ESL, Bilingual, Monolingual).	Campus Administrators, Teachers	LPAC Minutes				
Funding Sources: 199 Local						
3) ESL students will receive daily lessons to help increase English language proficiency levels.	Campus Administrators, ESL Teacher, Classroom Teachers	Improved TELPAS student results, student progress on Woodcock Munoz assessments				
Funding Sources: 199 Local						
4) Students scoring in Tier II or III on iStation in grades K-5 will receive additional support through increased time on iStation and through LLI.	Campus Administrators, Teachers	iStation reports, LLI results, Running Records, district assessments				
Funding Sources: 199 Local						
5) Students in need of intervention will be referred for RtI for additional support.	Campus Administrators, Teachers, Counselor	ESPED reports				
Funding Sources: 199 Local						
						

Goal 2: Santa Rita will close the achievement gap between all student groups.

Performance Objective 2: Santa Rita Elementary administrators, teachers, and counselors will meet annually to collaborate with instructional teams at least once in order to provide a smooth transition for all students from grade level to grade level.

Evaluation Data Source(s) 2: Parent sign in sheets, transition meetings

Summative Evaluation 2:


Strategy Description	Staff Responsible for Monitoring	Evidence that Demonstrates Success	Reviews			
			Formative			Summative
			Dec	Feb	Apr	June
1) Special Education staff will accompany students to junior highs for a tour and orientation.	Campus Administrators, Teachers	IEPs, field trip reports				
Funding Sources: IDEA - Special Ed.						
2) Sixth grade students will be provided parent meetings and attend junior high orientation.	Campus Administrators, Teachers, Counselor	Parent sign in sheets, field trip reports				
Funding Sources: 199 Local						
3) Kindergarten Round-Up will be held in Spring to familiarize future students and their families to the campus.	Campus Administrators, Teachers	Parent sign in sheets, Parent feedback				
Funding Sources: 199 Local						
4) Kindergarten parents and students will be provided a BOY Orientation during the first 6 weeks of school.	Campus Administrators, Teachers	Parent Sign in sheets, Parent feedback				
Funding Sources: 199 Local						
						

Goal 2: Santa Rita will close the achievement gap between all student groups.

Performance Objective 3: Santa Rita will work to improve daily attendance to an overall 96% or above for the 2016-17 school year.

Evaluation Data Source(s) 3: Attendance rate, student performance

Summative Evaluation 3:


Strategy Description	Staff Responsible for Monitoring	Evidence that Demonstrates Success	Reviews			
			Formative			Summative
			Dec	Feb	Apr	June
1) CEIC will meet a minimum of once per six weeks to review student absences.	Campus Administrators, Teachers	Agendas, sign in sheets, parent contact documentation				
Funding Sources: 199 Local						
2) Santa Rita will recognize and reward students with Perfect Attendance each 6 weeks as well as each semester.	Campus Administrators, Teachers	Award assemblies				
Funding Sources: 199 Local, PTA						
						

Goal 3: Santa Rita will ensure a safe and welcoming environment.

Performance Objective 1: During the 2016-17 school year Santa Rita staff will provide a classroom environment that is student centered and promotes student success in order to decrease discipline referrals by 15%.

Evaluation Data Source(s) 1: Walkthroughs, Formal Observations, Discipline Reports

Summative Evaluation 1:

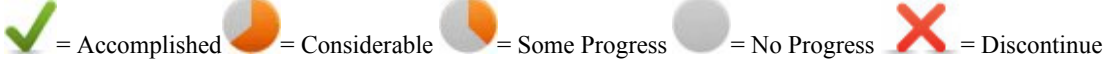
Strategy Description	Staff Responsible for Monitoring	Evidence that Demonstrates Success	Reviews			
			Formative			Summative
			Dec	Feb	Apr	June
1) Santa Rita staff will adhere to the District and Campus Crisis Management Plan.	Campus Administrators, Teachers	Staff training agendas, crisis drill reports, teacher feedback				
Funding Sources: 199 Local						
2) Santa Rita staff will implement a campus discipline plan as provided by the district, CHAMPS.	Campus Administrators, Teachers, Campus Intervention Team	Behavior referral reports, classroom walkthroughs, staff feedback				
Funding Sources: 199 Local						
3) Santa Rita staff will comply with the district required student support and crisis trainings.	Campus Administrators, Teachers, Counselor	Staff training agendas, Edivate reports				
Funding Sources: 199 Local						
4) Students will receive lessons in character building and social skills acquisition.	Campus Administrators, Teachers, Counselor	Discipline referral reports, classroom walkthroughs, bully reports				
Funding Sources: 199 Local						
						

Goal 3: Santa Rita will ensure a safe and welcoming environment.

Performance Objective 2: Santa Rita will promote at least one college and/or career ready activity on a weekly basis in order to promote post-secondary learning throughout the 2016-17 school year.

Evaluation Data Source(s) 2: Campus environment, student field trips, student and parent feedback

Summative Evaluation 2:


Strategy Description	Staff Responsible for Monitoring	Evidence that Demonstrates Success	Reviews			
			Formative			Summative
			Dec	Feb	Apr	June
1) Mondays will be designated for College Wear by staff and students.	Campus Administrators, Teachers	Increase in number of staff and students wearing college tshirts on Mondays				
Funding Sources: 199 Local						
2) Students in grades 4th-6th will attend field trips to various Universities and Junior Colleges.	Campus Administrators, Teachers, Counselor	Student field trip reports, student feedback				
Funding Sources: 199 Local, PTA						
3) Morning announcements, college displays and Go Get It Week will be implemented to promote college awareness.	Campus Administrators, Teachers, Counselors	Student feedback				
Funding Sources: 199 Local						
						

Goal 3: Santa Rita will ensure a safe and welcoming environment.

Performance Objective 3: Santa Rita will offer multiple and varied opportunities for parental/community involvement on a monthly basis to promote student success during the 2016-17 school year.

Evaluation Data Source(s) 3: Event invitations/agendas, sign-in sheets, district parent survey and feedback

Summative Evaluation 3:

Strategy Description	Staff Responsible for Monitoring	Evidence that Demonstrates Success	Reviews			
			Formative			Summative
			Dec	Feb	Apr	June
1) Santa Rita will host events each month that include parent/community attendance and involvement (Family Fun Night, Family Dance Night, Family Math Night, grade level student performances, Love and Logic Training, etc.).	Campus Administrators, Teachers, Counselor	invitations/agendas/flyers, sign-in sheets				
Funding Sources: 199 Local, PTA						
						

Federal System Safeguard Strategies

Goal	Objective	Strategy	Description
1	1	1	Professional Learning from Lead4ward and the District Curriculum Management Plan will support teacher lesson planning and classroom instruction.
1	1	2	Santa Rita teachers will prepare lessons for classroom instruction using the scope & sequence provided by the Teaching & Learning Staff.
1	2	1	Students will utilize classroom computers, smartboards, LearnPads, or Chrome Books throughout classroom instruction.
1	6	1	Santa Rita teachers will collaborate in grade level meetings and PLCs to ensure delivery of a guaranteed and viable curriculum for all students.
1	6	2	Santa Rita students will set learning goals in core subjects as age-appropriate in order to track their learning.

2016-2017 Campus Education Improvement Committee

Committee Role	Name	Position
Administrator	Debra Alba	Principal
Administrator	Jessica Martinez	Assistant Principal
Classroom Teacher	Barri Brewer	Third Grade Teacher
Classroom Teacher	Melissa Chalamabaga	First Grade Teacher
Classroom Teacher	Cylena Holeman	Second Grade Teacher
Classroom Teacher	Bethany Lewright	Kindergarten Teacher
Classroom Teacher	Caitlin Merrill	Fifth Grade Teacher
Classroom Teacher	Jennifer Nelson	Fourth Grade Teacher
Classroom Teacher	Marlene Sanders	Sixth Grade Teacher
Community Representative	Karen Sullivan	Community Representative
Counselor	Yvette Lozano	Counselor
Parent	Ashley Arroyo	Parent
Parent	Megan Everett	Parent
Parent	Philip Lee	Parent
Parent	Manuel Luna	Parent
Parent	Lateeva Tennon	Parent
Special Area Teacher	Tamara Sutherland	PE Teacher
Special Education	Sabrina Barron	Life Skills Teacher

Campus Funding Summary

199 Local					
Goal	Objective	Strategy	Resources Needed	Account Code	Amount
1	1	1			\$0.00
1	1	2			\$0.00
1	2	1			\$0.00
1	3	1			\$0.00
1	3	2			\$0.00
1	4	1			\$0.00
1	4	2			\$0.00
1	4	3			\$0.00
1	5	1			\$0.00
1	5	2			\$0.00
1	6	1			\$0.00
1	6	2			\$0.00
2	1	1			\$0.00
2	1	2			\$0.00
2	1	3			\$0.00
2	1	4			\$0.00
2	1	5			\$0.00
2	2	2			\$0.00
2	2	3			\$0.00
2	2	4			\$0.00
2	3	1			\$0.00
2	3	2			\$0.00
3	1	1			\$0.00
3	1	2			\$0.00

3	1	3			\$0.00
3	1	4			\$0.00
3	2	1			\$0.00
3	2	2			\$0.00
3	2	3			\$0.00
3	3	1			\$0.00
Sub-Total					\$0.00
IDEA - Special Ed.					
Goal	Objective	Strategy	Resources Needed	Account Code	Amount
2	2	1			\$0.00
Sub-Total					\$0.00
Donations					
Goal	Objective	Strategy	Resources Needed	Account Code	Amount
1	3	2			\$0.00
Sub-Total					\$0.00
PTA					
Goal	Objective	Strategy	Resources Needed	Account Code	Amount
2	3	2			\$0.00
3	2	2			\$0.00
3	3	1			\$0.00
Sub-Total					\$0.00
Grand Total					\$0.00